

acadēmīe
scientifique de beauté



SPA DESTINATION

CORPO

-

Uma Viagem Sensorial
Coleções & Estilo de Vida

BODY

-

A Sensory Journey
Collections & Lifestyle



COMPROMISSO

Our promises



Produtos formulados e fabricados por nós

In-house formulated and manufactured products.



Transparência na escolha dos nossos ativos

Transparency in the active ingredients chosen.



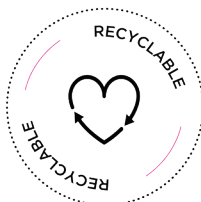
Fórmulas limpas e naturais

Clean and natural formulas.



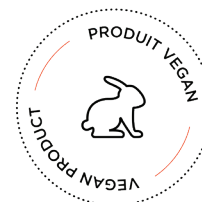
Certificação FSC garantindo o manejo florestal sustentável

FSC certified packaging ensuring sustainable forest management.



Caixas e recipientes 100% recicláveis. Pense em classificar!

100% recyclable packaging and containers. Think about sorting!



Nenhum ingrediente ou derivado de origem animal

No animal-derived ingredients.

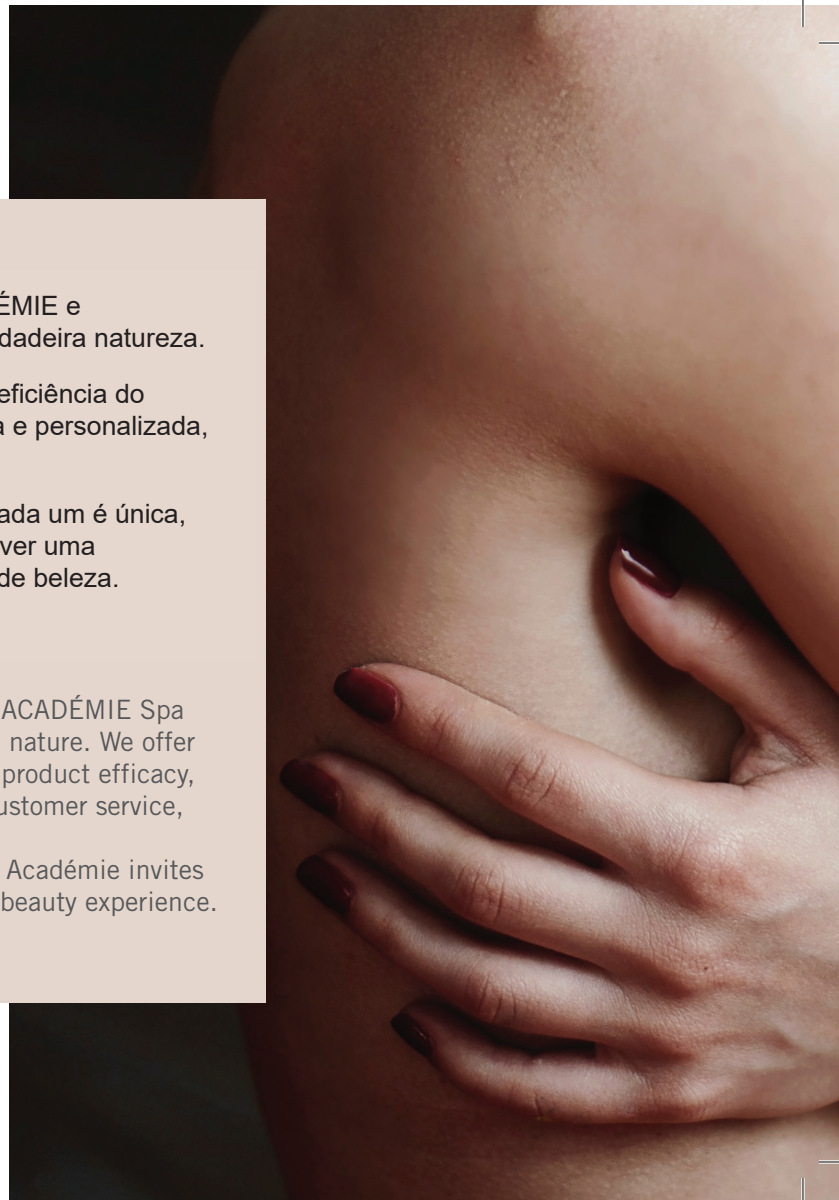
Entre no mundo Spa ACADÉMIE e reconecte-se com a sua verdadeira natureza.


Qualidade no atendimento, eficiência do produto, recepção atenciosa e personalizada, assessoria especializada ...

Porque a sensibilidade de cada um é única, Académie convida você a viver uma experiência multissensorial de beleza.

Welcome to the world of the ACADÉMIE Spa and reconnect with your true nature. We offer you high quality treatments, product efficacy, personalized and attentive customer service, expert advice...

Because everyone is unique, Académie invites you to enjoy a multi-sensory beauty experience.







académïe
SCIENTIFIQUE DE BEAUTÉ

02 99,7%
origine
naturelle
natural
origin

Terre des Vahinés
Fleur de Tiaré
Tiare Flower

CRÈME CORPS - Reive polynésienne
BODY CREAM - Polynesian cream

académïe
SCIENTIFIQUE DE BEAUTÉ

02 99,7%
origine
naturelle
natural
origin

Terre des Vahinés
Fleur de Tiaré
Tiare Flower

CRÈME MAINS VAHINE
HAND CREAM

Terre des Vahinés
Fleur de Tiaré

02 99,7%
origine
naturelle
natural
origin

SOMMAGE CORPS - Granité du lagon





SAKURA DÉLICAT

Mistura de tradição e modernidade, esta coleção leva você em uma viagem a um Japão onde as flores desabrocham e onde a terra abunda com a alegria de um novo começo. Desfrute de um momento de bem-estar ao mesmo tempo sutil e frágil, graças às nossas texturas mágicas e sua delicada fragrância ...

This collection is a subtle mix of tradition and modernity that takes you to the heart of Japan where flowers open out and overflow with the joy of new beginnings.
Enjoy a moment of pure wellbeing magnified by our magic textures and their refined fragrance...





01

NOSSOS RITUAIS DE FLOR DE CEREJA

Our Cherry Blossom beauty rituals

RITUEL SAKURA DÉLICAT SAKURA DÉLICAT BEAUTY RITUAL

Tratamento corporal exclusivo de inspiração japonesa combinando esfoliação e massagem. Este ritual proporciona bem-estar e serenidade; deixa a pele sedosa e nutrida em profundidade.

Japanese inspired signature body treatment combining exfoliation and modelling. This beauty ritual promotes well-being and serenity leaving the skin silky and nourished in depth.

75 min

MODELAGE SAKURA DÉLICAT SAKURA DÉLICAT MODELLING

Para além das suas virtudes relaxantes, esta massagem contém manobras inspiradas na reflexologia plantar que são energizantes e permitem relaxar todo o pé.

In addition to its relaxing virtues, this modelling includes de-stressing and energizing manoeuvres inspired by foot reflexology.

45 min

GOMMAGE SAKURA DÉLICAT SAKURA DÉLICAT SCRUB

A combinação de açúcar, semente de cereja e Flor de Cerejeira confere à pele sua suavidade natural..

The association of sugar, Cherry kernels and Blossom brings back natural softness to the skin.

30 min



NOSSOS PRODUTOS DE FLOR DE CEREJA

Our Cherry Blossom skincare



99,4 %
origine
naturelle
natural
origin

GOMMAGE CORPS - Rituel sucré BODY SCRUB - Sugar Ritual

Nossa esfoliação corporal à base de açúcar, flor de cerejeira e sementes de cereja funde-se na pele e remove suavemente as células mortas, deixando uma película protetora.

Our sugar scrub with Cherry Blossom and kernels melts on the skin and gently removes dead cells leaving a protective film.

60 ml



98,6 %
origine
naturelle
natural
origin

LAIT CORPS - Cérémonie Florale BODY LOTION - Floral Celebration

Delicadamente perfumado, nosso leite cremoso de flor de cerejeira e manteiga de karité, hidrata, nutre e amacia a pele.

Our unctuous and delicately scented lotion with Cherry Blossom and shea butter hydrates, nourishes and softens the skin.

100 ml



99 %
origine
naturelle
natural
origin

CRÈME MAINS IMPÉRIALE IMPERIAL HAND CREAM

Nosso creme rico em Flor de Cerejeira, Manteiga de Karité e Vitamina E foi especialmente desenvolvido para acalmar e amaciar as mãos secas sem efeito gorduroso.

Our rich cream with Cherry Blossom, shea butter and vitamin E has been specially formulated to soothe and soften dry hands without leaving a greasy film.

30 ml





TERRE DES VAHINÉS

É um nome que evoca visões de ilhas paradisíacas, dias exóticos, noites românticas e a aventura dos mares do sul. Um nome que incorpora tal força de vida que cada uma das suas experiências sensoriais e olfativas será inesquecível ...

This name evokes island paradise, exotic journeys, romantic nights and Southern Seas adventures. Terre des Vahinés embodies an extraordinary strength of life that will make your sensorial and olfactory experiences unforgettable...

NOSSOS RITUAIS DE FLOR DE TIARE

Our Tiare Flower beauty rituals

RITUEL TERRE DES VAHINÉS TERRE DES VAHINÉS BEAUTY RITUAL

Tratamento corporal exclusivo de inspiração polinésia que combina esfoliação e massagem. Este ritual com o doce perfume das ilhas combina o melhor do mundo marinho e botânico para um relaxamento intenso e uma hidratação ideal.

A Polynesian inspired signature body treatment combining exfoliation and modelling. This softly scented Islands treatment associates the finest botanical and sea ingredients for an intense relaxation and optimum hydration.

75 min

MODELAGE TERRE DES VAHINÉ TERRE DES VAHINÉS MODELLING

Além de suas virtudes relaxantes, parte da massagem foca nas tensões localizadas nos ombros e pescoço com o objetivo de diminuir a rigidez muscular, melhorar a circulação muscular, trazer relaxamento e bem-estar.

In addition to its relaxing properties, one part of the modelling focuses on muscle tensions located in the shoulders and the nape to reduce stiffness, improve muscle irrigation and deliver well-being.

45 min

GOMMAGE TERRE DES VAHINÉS TERRE DES VAHINÉS SCRUB

Mistura o poder esfoliante do sal marinho, a casca do coco com Flor de Tiare para uma textura de pele requintada com toque aveludado.

A mix of exfoliating sea salt and coconut shell with Tiare Flower for a refined skin grain that recovers velvety touch.

35 min



NOSSOS RITUAIS DE FLOR DE TIARE

Our Tiare Flower skincare



99,2 %
origine
naturelle
natural
origin

GOMMAGE CORPS - Granité du lagon BODY SCRUB - Lagoon Granita

Nossa esfoliação corporal a base de sal, Flor de Tiare e casca de coco, funde-se na pele e remove suavemente as células mortas deixando uma película protetora.

Our salt scrub with Tiare Flower and exfoliating coconut shell melts on the skin and gently removes dead cells leaving a protective film.

60 ml



99,1 %
origine
naturelle
natural
origin

CRÈME CORPS - Rêve Polynésien BODY CREAM - Polynesian Dream

Nosso creme aveludado com Flor de Tiare, Manteiga de Karité e Óleo de Coco possui um aroma refinado e viciante que hidrata, nutre e amacia a pele.

Our velvety cream with delicate and addictive scented Tiare Flower, shea butter and coconut oil hydrates, nourishes and softens the skin.

100 ml



99 %
origine
naturelle
natural
origin

CRÈME MAINS VAHINÉ VAHINE HAND CREAM

Nosso creme rico em Flor de Tiare, manteiga de Karité e vitamina E foi especialmente desenvolvido para acalmar e amaciar as mãos secas sem efeito gorduroso.

Our rich cream with Tiare Flower, shea butter and vitamin E has been specially formulated to soothe and soften dry hands without leaving a greasy film.

30 ml

É TUDO UMA QUESTÃO DE EQUILÍBRIO

A matter of balance

Mime o seu corpo com nossas Coleções de Viagens Sensoriais e sucumba a essas deliciosas receitas de todo o mundo para obter uma beleza global.

Pamper your body with our Sensory Journey Collections and succumb to these delicious recipes from around the world for a global beauty approach.





IDÉE RECETTE SAKURA DÉLICAT

Sakura Délicat recipe idea



CHIRASHI VEGAN - VEGAN CHIRASHI

1 - Faire cuire le riz avec 500 ml d'eau à couvert pendant 10 à 15 minutes à feu moyen.
Cook and cover the rice with 500 ml of water for 10 to 15 minutes over medium heat.

2 - Laisser refroidir dans un saladier. Dans un petit bol, mélanger le vinaigre avec le sucre et le sel puis ajouter l'appareil sur le riz refroidi et mélanger. Let cool in a salad bowl.
In a small bowl, mix vinegar with sugar and salt then add this mixture on chilled rice and mix.

3 - Couper le tofu en dés, le faire revenir avec l'huile de sésame dans une poêle, à feu vif, poivrer. Hors du feu, ajouter la sauce soja, bien mélanger et laisser refroidir sur une assiette. Cut the tofu into cubes, fry it with the sesame oil in a pan over high heat and add pepper. Off the heat, add the soy sauce, mix well and let cool on a plate.

4 - Laver et hacher les jeunes pousses d'épinard. Éplucher les carottes et les détailler en petits cubes. Mélanger l'épinard et les carottes avec 1 cuillère à soupe d'huile de sésame, le jus d'un demi-citron et 1 cuillère à soupe de graines de sésame.
Wash and chop baby spinach. Peel the carrots and cut them into cubes. Mix spinach and carrots with 1 tablespoon of sesame oil, juice of half a lemon and 1 tablespoon of sesame seeds.

5 - Éplucher le concombre et le détailler en fines lamelles. Couper le fruit du dragon en petits quartiers. Peel the cucumber and slice thinly. Cut the dragon fruit into small pieces.

6 - Répartir le riz vinaigré dans deux grands bols. Au milieu déposer le tofu et répartir le reste des ingrédients de chaque côté.
Divide vinegar rice among two large bowls. Place the tofu in the middle and the rest of the ingredients on each side.

7 - Parsemer de sésame. Servir avec de la sauce soja et un quartier de citron pour assaisonner. Sprinkle with sesame. Serve as a seasoning with soy sauce and a lemon wedge.

INGRÉDIENTS

- 200 g de riz japonais ou arborio
- 500 ml d'eau
- 2 c à s de vinaigre de riz
- 1 c à s de sucre de canne blond
- 1 pincée de sel
- 150 g de tofu ferme
- 2 poignées de jeunes pousses d'épinard
- 2 carottes
- 1 petit concombre
- 1 fruit du dragon
- 1 citron
- Huile de sésame toastée
- Graines de sésame
- Sauce soja

INGREDIENTS

- 200 g of Japanese or arborio rice
- 500 ml of water
- 2 tbsp of rice vinegar
- 1 tbsp of blond cane sugar
- 1 pinch of salt
- 150 g of firm tofu
- 2 handfuls of baby spinach
- 2 carrots
- 1 little cucumber
- 1 dragon fruit
- 1 lemon
- Toasted sesame oil
- Sesame seeds
- Soy sauce



IDÉE RECETTE TERRE DES VAHINÉS

Terre des Vahinés recipe idea

PAIN COCO DE TAHITI - TAHITIAN « PAIN COCO »

INGRÉDIENTS

- 250 g de farine
- 6 g de levure de boulanger
- 160 ml de lait de coco frais
- 20 ml d'eau de coco
- 30 g de sucre de coco
- 15 g de flocons d'avoine
- 1 pincée de sel

INGREDIENTS

- 250 g of flour
- 6 g of baker's yeast
- 160 ml of fresh coconut milk
- 20 ml of coconut water
- 30 g of coconut sugar
- 15 g of oat flakes
- 1 pinch of salt

1 - Dans un petit bol, mélanger la levure avec l'eau de coco et laisser mousser 4 à 5 minutes. In a small bowl, mix yeast with coconut water and let it foam for 4 to 5 minutes.

2 - Dans un grand bol, mélanger la farine, le sucre et le sel. In a big bowl, mix flour with sugar and salt.

3 - Faire un trou dans la farine et ajouter le mélange de levure et de lait de coco. Malaxer avec les mains jusqu'à ce que l'appareil ne colle plus aux doigts. Faire une boule. Make a hole in the flour and add the yeast blended with coconut milk, knead with the hands until the mixture doesn't stick to the fingers anymore. Form the dough into a bowl.

4 - Sur une surface propre et farinée, mélanger la pâte pendant environ 10 minutes jusqu'à ce qu'elle soit souple et élastique. Former à nouveau une boule. On a clean and floured surface, knead the dough for about 10 minutes until it is soft and elastic. Make a ball again.

5 - Ajouter un peu de farine dans le saladier, y placer la pâte. Couvrir avec un torchon propre. La laisser monter jusqu'à ce qu'elle double de volume (environ 1h). Add a little flour in the salad bowl, place the dough in it. Cover with a clean kitchen towel. Let it rise until doubled in volume for about 1h.

6 - Mélanger de nouveau afin d'éliminer l'air. Séparer en 3 parties égales. Mix again to remove the air. Separate in 3 equal parts.

7 - Graisser un moule à cake avec de l'huile de coco. Placer les 3 parties dedans. Laisser lever jusqu'à ce qu'elles doublent à nouveau de volume (environ 40 min). Grease a cake pan with coconut oil. Place the three parts in it. Let rise until doubled volume again for about 40 minutes.

8 - Préchauffer le four à 150 ° C - puis cuire environ 45 minutes. Preheat oven at 150°C - then, cook for about 45 minutes.

9 - Laisser refroidir un peu avant de retirer du moule ou de couper. Parsemer de flocons d'avoine. Let cool down a little before removing from pan or cut. Sprinkle with oat flakes.



acadēmīe
scientifique de beauté

aesthetic.pt

REPRESENTANTE EXCLUSIVO EM PORTUGAL

MARLENE LOURENÇO UNIPessoal LDA

Tlm.: 919 447 139

geral@aesthetic.pt



Académié Scientifique de Beauté - Portugal